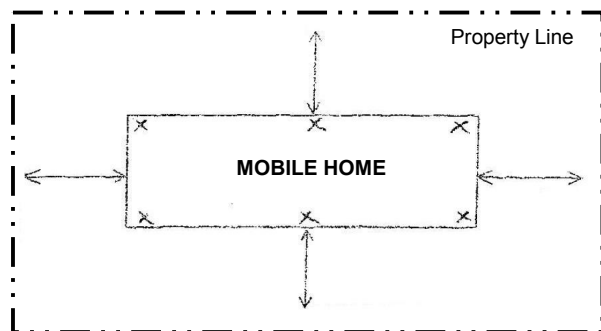


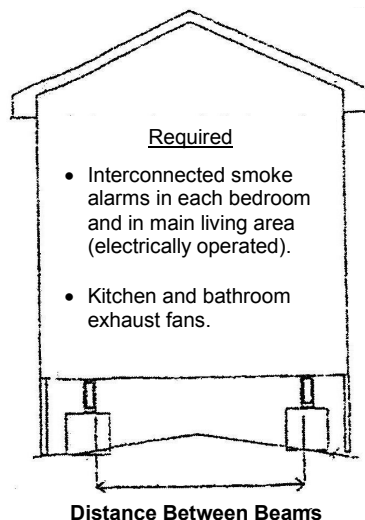
MOBILE HOME SPECIFICATIONS

Site Plan:

- * Note distances to property lines
- * Indicate direction of North
- * Indicate location of ground anchors with "X's"



Site Preparation, Fire Safety & Ventilation:



Crawl Space Skirting:

- Interconnected smoke alarms in each bedroom and in main living area (electrically operated).
- Kitchen and bathroom exhaust fans.
- P.T. Plywood
- Vinyl
- Ventilation required (1 ft² / 500 ft² floor area)
- Access hatch
- Min. 2% Grade to beyond home
- Sand / Dirt / Gravel topping
- 6 Mil Poly Ground Sheet (CAN/CGSB 51.34 M86)
- Gravel Sub-base

Foundations:

- * Spaced as per manufacturer's blocking chart.

Type of Pier:



- P.T. Timbers (_____ x _____)
- Wood Crib
- Concrete Blocks
(When using concrete blocks, it is recommended that 1/4" plywood is put between each stacked block to reduce stress on the blocks and increase resistance to lateral movement.)

- Size of Pier: (h) _____ x (w) _____
(Piers must be at least as wide as they are high)

Footings:



- Concrete Pad
- P.T. 2x6 (3 layers)

When using un-reinforced concrete footings beneath concrete block piers or wood timbers/cribs, the concrete should be a minimum of 4" thick and should not project more than the thickness of the footing beyond the footprint of the supported pier or crib.

- Piles (Diameter: _____ & Depth: _____)

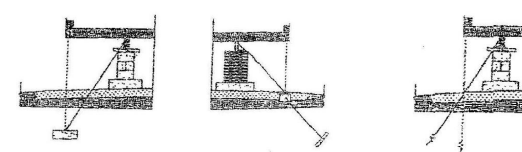


Reinforced Concrete

Helical Pile (Steel Screw)

Ground Anchorage:

When anchors are placed in expansive clay soils, then anchors are subject to frost heaving forces that do not impact the homes to which they are attached. If the cables are too tight to accommodate the differential movement that can take place, the home can incur structural damage.



- Concrete "deadman" anchors
- Ground auger type anchor



- Duckbill type anchor
- Anchored to Pile

(Anchoring to be done as per CSA Z240 MH series standards)
(Reference NBC 2010 – Article 9.23.6.3.)

Skirting:

1. Provision for movement should be provided in soils susceptible to frost heave.
2. All wood material in contact with the ground should be pressure-preservative treated (P.T.)
3. Minimum 38mm x 64mm framing spacing at 400mm O.C.
4. 38mm x 64mm bracing at 2440mm O.C.
5. Exterior facing siding should be mounted on top of exterior grade sheathing.

Ground Anchorage Determination:

The following information is found on the Mobile Home CSA Label (located at the electrical panel or inside the kitchen cupboard):

Year Built: _____

Certification No. / Issue No: _____

Weight: _____ (kg / lb)

Size: _____ x _____ (ft / m)
Length Width

Municipality: _____ Permit No: _____

Owner's Name: _____

Jobsite Address: _____

Builder Copy